




Sante Fe Performance and Technical Specifications

| | |
|-----------------|--|
| Part Number: | 4021400 |
| Blower: | 275 CFM (0 IWG) |
| Kilowatts: | .61 (80°F, 60% RH) |
| Supply Voltage: | 115 volt – 1 phase - 60 Hz |
| Amps: | 6.8 |
| Energy Factor: | 2.75  |
| Operating Temp: | 56°F Min., 100°F Max. |
| Capacity: | 100 Pints/Day (80°F, 60% RH) |
| Sized for: | 2500 Sq. Ft. - Typical |

Standard Performance at Set Conditions

| | |
|----------------|---------------|
| Intake Air: | 80°F, 60% RH |
| Water Removal: | 100 Pints/Day |
| Pints/KWH: | 5.3 |

| | |
|--------------------|---|
| Filter Efficiency: | MERV-11 (16" x 20" x 2') Standard 65% Efficient ASHRAE Dust Spot Test |
|--------------------|---|

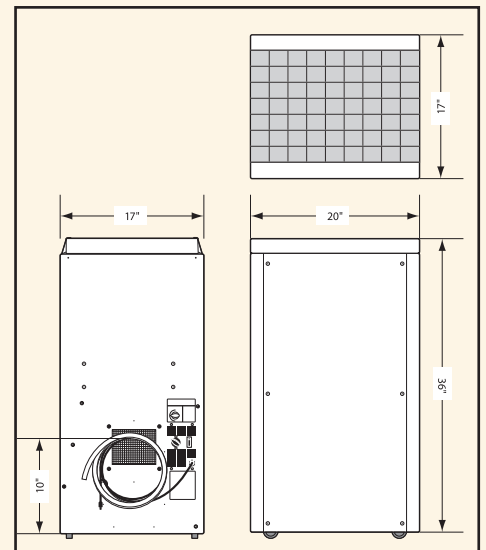
| | |
|-------------|--|
| Power Cord: | 12' – 115 volt grounded plug |
| Drain Hose: | .56" ID x 8' Direct gravity drain hose to floor drain. Drain hose may be extended using 1/2" PVC pipe. |

| Santa Fe Dimensions: | Shipping Dimensions: |
|----------------------|----------------------|
| Width: 20" | 28" |
| Height: 36" | 45" |
| Depth: 17" | 24" |
| Weight: 110 lbs | 127 lbs |

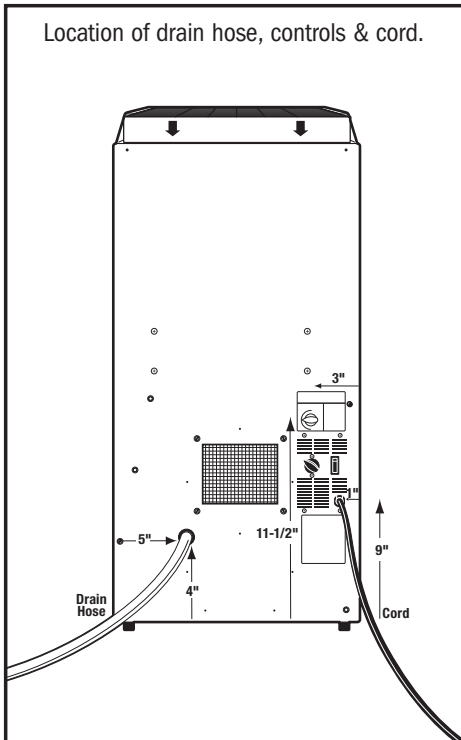
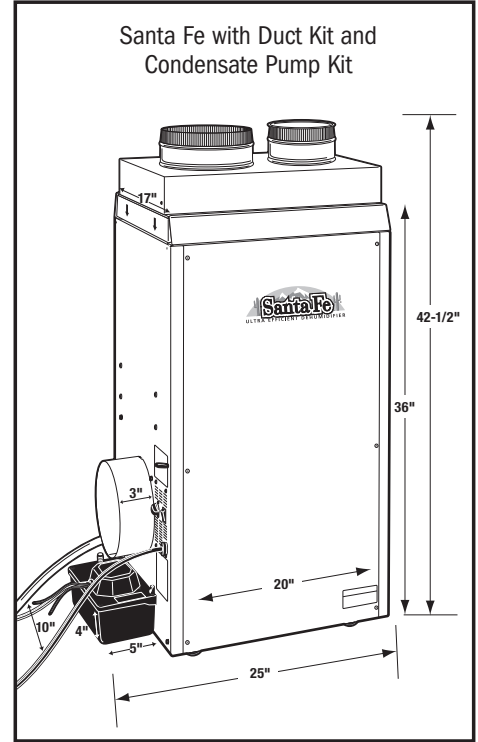
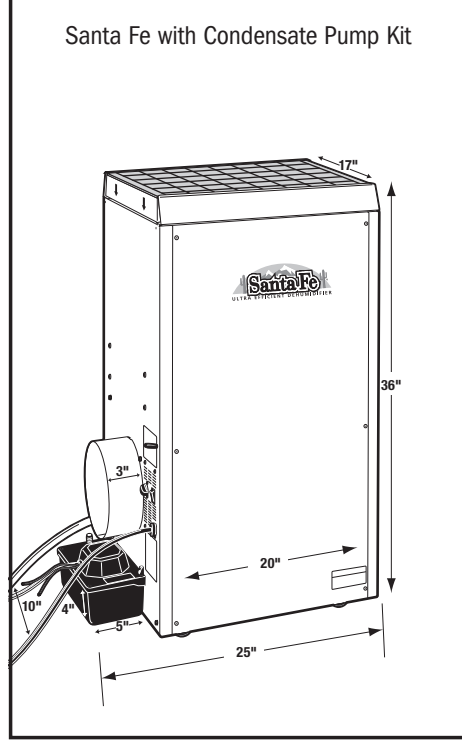
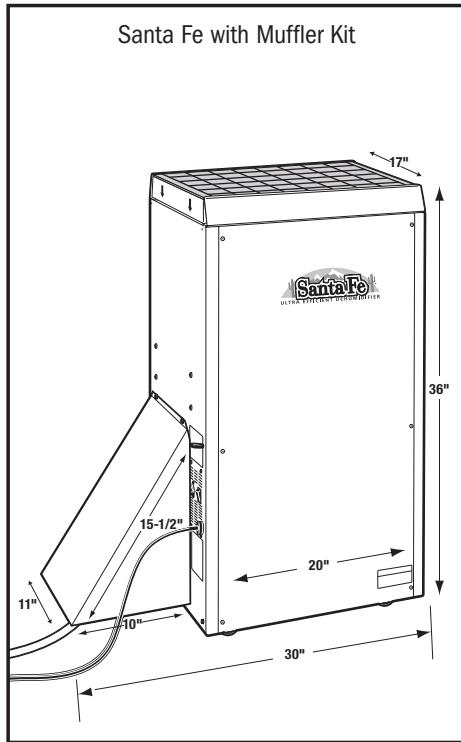
Optional Accessories for the Santa Fe

| Part No. | Description |
|----------|---|
| 4021453 | Santa Fe Duct Kit: 8" and 6" return and 8" supply collar |
| 4020623 | 8" Supply collar |
| 4022220 | Condensate Pump Kit: 3/8" ID x 20' long hose with 15' lift*, Pump, Mounting Bracket |
| 4022561 | Muffler Kit* |
| 4020175 | Honeywell Dehumidistat (Professional Installation Required) |
| 4021468 | Black foam pre-filter |
| 4021475 | Standard filter (16" x 20" x 2") MERV-11 |

*The Muffler Kit and Condensate Pump Kit may be used together, but the pump will not be able to be mounted to the unit.

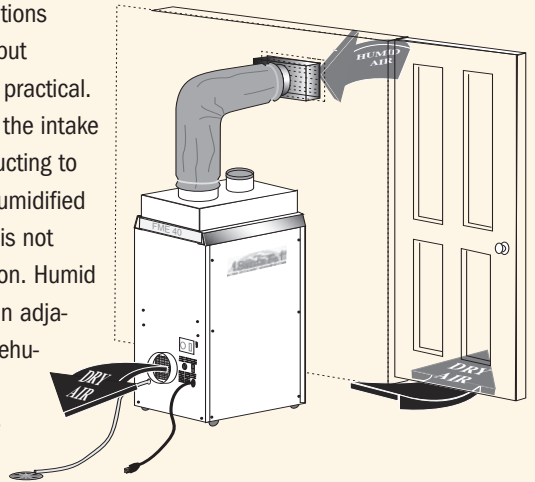


Santa Fe Ultra Efficient Dehumidifier



Santa Fe (Remote Ducted Installation)

A duct kit is available for remote installations when an area requires humidity control but locating the Santa Fe in that area is not practical. One simple ducting strategy is to attach the intake duct hood to the Santa Fe and install ducting to draw air to the Santa Fe. Discharge dehumidified air in utility area. Be certain that the air is not directed toward a wall or other obstruction. Humid air is drawn into the dehumidifier from an adjacent room. This air will be replaced by dehumidified air that is drawn into the room through wall and ceiling cavities and the undercut of doors. Since the dehumidified air is slightly warmer, discharging this air into the utility area allows some of the heat to be absorbed before it is drawn into the finished area. A remote dehumidistat may be desired in some installations.



Ocean State Air Solutions, Inc.
 Portsmouth, RI 02871
 (401) 293-0422 or Toll Free (866) 865-0425
 Email: info@OceanStateAir.com
 Web Site: www.OceanStateAir.com

 **Therma-Stor** LLC
 P. O. Box 8680 Phone 608-222-5301
 Madison, WI 53708 Toll-Free 1-800-533-7533
www.thermastor.com sales@thermastor.com