

FEATURES

Dual exhaust outlets allow for air distribution to multiple locations

Horizontal solution is great for larger basement or crawl space applications

Engineered for quiet operation

Exceeds ENERGY STAR® efficiency requirements

MERV-13 filter provides superior air filtration (MERV-11 option available)

Engineered for low temperature operation and the air flow issues that crawl spaces present

Ducting options for divided spaces

Auto restart allows the dehumidifier to automatically restart after a power outage

ACCESSORIES

4035319 MERV 11 Filter (14" x 17.5" x 1.75")

4035131 MERV 11 Filters 4-Pack

4035132 MERV 11 Filters 12-Pack

4037722 MERV-13 Filter (14" x 17.5" x 1.75")

4037731 MERV-13 Filters 4-Pack

4037732 MERV-13 Filters 12-Pack

4033038 Pump Kit

4028616 Caster Kit


4036695 Hang Kit

4033039 Duct Kit, Supply Only (two 10" collars)

4026969 10" Flex Duct 25'

4022126 10" Flex Insulated Duct 25'

4020175 Remote Dehumidistat



PRODUCT SPECIFICATIONS

Part Number	4034160	
Blower	365 CFM @ 0.0" WG	
Power	850 watts @ 80°F and 60% RH	
Supply Voltage	115 volt – 1phase – 60 Hz	
Current Draw	7.3 amps	
Operating Temperature	49°F Min., 95°F Max.	
Crawl Space Sizing		
Very Tightly Sealed	Up to 4,100 Sq. Ft. (20,500 Cu. Ft.)	
Moderately Sealed	Up to 3,300 Sq. Ft. (16,500 Cu. Ft.)	
Some Leaks & Imperfections	Up to 2,900 Sq. Ft. (14,500 Cu. Ft.)	
Basement Sizing		
Very Tightly Sealed	Up to 3,400 Sq. Ft. (34,000 Cu. Ft.)	
Moderately Sealed	Up to 3,100 Sq. Ft. (31,000 Cu. Ft.)	
Some Leaks & Imperfections	Up to 2,900 Sq. Ft. (29,000 Cu. Ft.)	
Minimum Performance at	80°F and 60%RH	70°F and 60%RH
Water Removal	120 Pints/Day	91 Pints/Day
Efficiency	6.1 Pints/kWh	4.9 Pints/kWh
Energy Factor	2.89 L/kWh	2.3 L/kWh
Air Filter Size	MERV-13, Standard Pleat 14" x 17.5" x 1.75"	
Power Cord	9', 115 VAC, Ground	
Drain Connection	3/4" Threaded Female NPT	
Drain Hose	8' Direct Gravity Drain Hose (5/8" ID x 7/8" OD)	
Refrigerant	R410A, 1 lb., 9.6 oz.	
Unit Dimensions	14.5"W x 21"H x 26"D	
Shipping Dimensions	23"W x 33"H x 40"D	
Unit Weight	90 lbs.	
Shipping Weight	102 lbs.	

INSTALLATIONS

Supply Duct Kit

Place the Santa Fe Advance120 in the unfinished area of the basement, near a drain access (condensate will drain via gravity or with an optional pump kit).

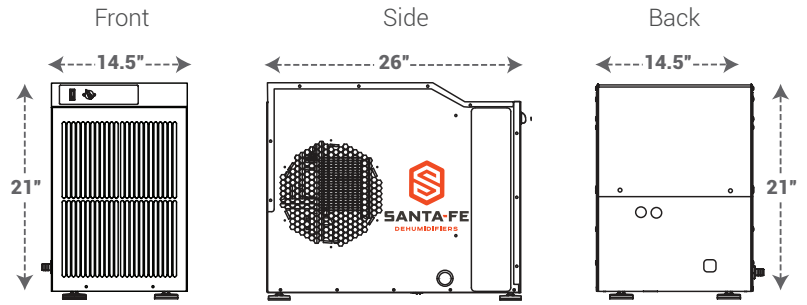
Using the supply duct collar, supply the dry air from the dehumidifier into a large, open area in the finished section of the basement.

Place a return grill / passive vent on the other side of the wall that separates the finished and unfinished areas. This will allow for a circular air flow throughout the basement.

The passive grill will prevent the unfinished room from being placed under a negative pressure and also allow the dehumidifier to focus on keeping the unfinished area dry as well.

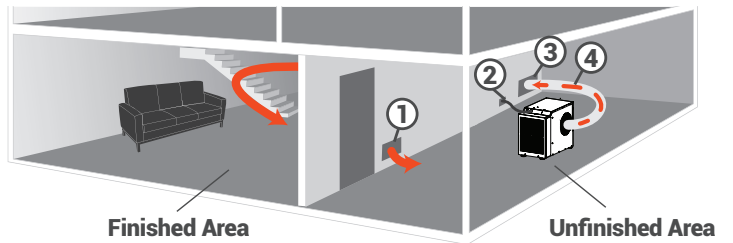
The onboard dehumidistat control can be used on the unit for this application or a 120 volt dehumidistat can be placed in the finished basement as well (we recommend using an electrician to run the wiring).

Be sure to keep all doors open to any other rooms in the basement to help with proper air circulation (bedrooms, bathrooms, etc.)



Supply Duct Kit

- ① Passive Return Vent
- ② Optional Wall Mount Dehumidistat
- ③ Supply Grill
- ④ Supply / Discharge Duct Work




Ocean State Air
SOLUTIONS
(401) 293-0422
Email - Info@OceanStateAir.com
Web Site: www.OceanStateAir.com

